

APPLICATIONS

MULTI-CLOUD MIGRATION

A less turbulent journey to the cloud.

Cloud applications deliver almost twice the return on investment over the equivalent on-premise functionality. It's little wonder then that every business is cloud-ward bound. What's less clear for many businesses is how to get there.

The success of such a critical journey has multiple dependencies – a compelling business case, strategic objectives, thorough planning and detailed preparation of the existing infrastructure and workloads.

CSI's Multi-Cloud Migration services meet these challenges using fast, secure and automated workload migration into public and private clouds. It means your enterprise can reap the benefits of cloud without the potential risk, delays or cost.

AUTOMATED MIGRATION

For many companies, migrating data centre workloads to the cloud is rapidly becoming a key priority. However, organisations are struggling to perform server workload migrations and cloud on-boarding in a comprehensive, seamless and timely manner.

The complexity of manual migration processes means that migrating workloads can be incremental, require highly skilled resources and introduce unwanted compliance and security compromises.

CSI's Automated Migration does what it says on the tin. It delivers on-demand scale-out that enables you to perform parallel migrations—dramatically reducing time, cost and risk associated with migrating servers to the cloud.

APPLICATION MODERNISATION

Over 150,000 companies run mission-critical business applications on IBM's Power Systems IBM i (formerly known as AS/400) platform. These key applications contain your business rules and data, but, as skills to manage the underlying code and database structures become rarer, modernisation is ever more critical to integrate the platform with emerging technologies.

CSI's Application Modernisation solution converts your code to modern languages using automated tools that make systems accessible to a new generation of programmers unfamiliar with IBM i - while preserving the functionality, business processes and structure of your applications.

“Mastering Migration to The Cloud”

- Cloud continues to gain traction, with costs savings a recognised benefit
- Security, cost and legacy IT are common obstacles to optimisation
- Poor governance and limited communications keep many in the dark

Survey by Deloitte

APPLICATION TRANSFORMATION

As the trend for employees working remotely increases, so does the need for them to securely access applications regardless of location or device. Creative thinking is needed to stop critical line-of-business apps obstructing technology evolution. Transforming applications to new computing models can be an opportunity, but also a challenge. Productivity can be drastically improved, but careless re-engineering can be disruptive.

CSI's Application Transformation service transitions on-premise, single-instance software to cloud-based applications. This increases enterprise utility while reducing cost by moving to a per-seat model that can flex with business need.



+44 (0)800 1088 301



INFO@YOURPERPETUALEDGE.COM



YOUR PERPETUAL EDGE


TECHNOLOGY IS THE MEANS. OUTCOMES ARE THE END.

The world cares less and less about the specific IT and more and more about what it can do.
That's why we take a technology-neutral, outcomes-biased approach.




GROW

Our expertise in securely optimising digital performance means that whether you need to enhance app performance, harness emerging technology or liberate talent to focus on innovation, we can enable you to create customer experiences that drive next-level satisfaction, loyalty and growth.




SAVE

Against a cost-conscious backdrop CSI delivers critical compute 'on-demand' and provides an opex financial model for data and applications. It means your capital can be refocused on value creation and your business can obtain and sustain a cost advantage.



INNOVATE

Whether it's translating workload data into business intelligence, creating future-proof architecture or enabling your business to delegate resource-hungry core IT, CSI can help you find and exploit a perpetual edge.



PROTECT

At CSI, we employ our expertise to identify weaknesses before cyber criminals do and we deploy machine learning to reduce zero-day threat to as close to zero threat as possible.



+44 (0)800 1088 301



INFO@YOURPERPETUALEDGE.COM

